



Our Collection of Premium
**SHEDS, GARAGES,
& CABINS**



The 5-Star Buildings Team

Our Business Values:



Integrity

We firmly believe in giving our customers a 5-Star experience that is completely trustworthy.



Excellence

Our goal is to build quality storage buildings that will last you for many years to come.



Faith

We strive to have our business centered around Jesus Christ and His principles.



Courtesy

When helping you buy a shed, we understand that respect is important and necessary.




Teamwork

We're committed to working together to provide the best possible shed buying experience.



Delbert
(Cuba Sales)



Gene
(Delivery)




John Y.
(Barnhart Sales)




Mark
(Builder)




Ricky
(Jeff. City Sales)



Alfredo
(Builder)



John M.
(Fenton Sales)



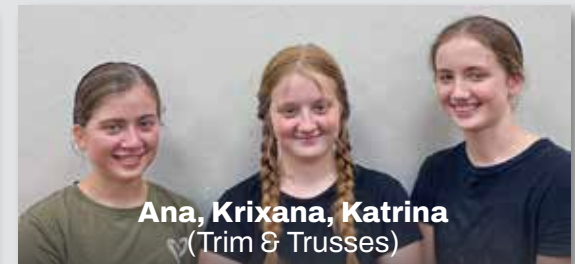
Austin
(Builder)



Jose
(Builder)



Kris
(Production)



Ana, Krixana, Katrina
(Trim & Trusses)

Our Mission:

“Providing high-quality, well priced sheds with appealing designs.”

As a local business established in 2012, we consider it a privilege to have interacted with many satisfied 5-Star customers over the years. We look forward to serving you and providing quality spaces to the fine folks of Missouri for years to come!

The Five 5-Star Features



1. True-Vent Technology

Our buildings feature a TrueVent system with full-length soffit vent and ridge vent. This ensures your shed “breathes” well.



2. Sturdy Framing Structure

All floors, walls, roofs, and gable ends framed at 16” on-center.



3. Hefty Flooring System

2x6 treated floor joists with 3/4” tongue & groove AdvanTech Flooring



4. Superior Moisture Protection

Synthetic roofing underlayment for added protection



5. 10-Year Warranty

Because we’re that confident in what we build





The Garden Shed

A popular, economical A-Frame Shed:

- ★ 6' 6" wall height on 8'-10' widths
- ★ 7' 6" wall height on 12'-16' widths
- ★ Comes standard with double doors
- ★ Add some windows for natural light

8 x 12	\$3,145	12 x 28	\$8,015	16 x 32	\$13,655
8 x 16	\$3,775	12 x 32	\$8,845	16 x 36	\$14,905
10 x 12	\$3,755	14 x 16	\$7,215	16 x 40	\$16,155
10 x 16	\$4,455	14 x 20	\$8,255	16 x 44	\$17,405
12 x 12	\$4,695	14 x 24	\$9,295	16 x 48	\$18,655
12 x 16	\$5,525	14 x 28	\$10,335		
12 x 20	\$6,355	14 x 32	\$11,375		
12 x 24	\$7,185	14 x 36	\$12,415		

Disclaimer: All prices subject to change. See website for current pricing.





The Lofted Barn

Traditional barn-style shed with lots of storage:

- ★ All widths = 6' 4" sidewall height
- ★ Comes standard with double doors
- ★ Includes loft over half of the building
- ★ Add windows for more interior light

8 x 12	\$3,655	12 x 28	\$9,145	16 x 32	\$15,565
8 x 16	\$4,385	12 x 32	\$10,095	16 x 36	\$16,995
10 x 12	\$4,355	14 x 16	\$8,225	16 x 40	\$18,425
10 x 16	\$5,165	14 x 20	\$9,415	16 x 44	\$19,855
12 x 12	\$5,355	14 x 24	\$10,605	16 x 48	\$21,285
12 x 16	\$6,295	14 x 28	\$11,795		
12 x 20	\$7,245	14 x 32	\$12,985		
12 x 24	\$8,195	14 x 36	\$14,175		

Disclaimer: All prices subject to change. See website for current pricing.





The Estate Shed

Our classiest shed style for premier space:

- ★ 2 x 6 trusses with 6" overhangs
- ★ 6' 6" sidewall height on all widths
- ★ Includes double doors
- ★ Includes (2) 2x3 aluminum windows
- ★ Keystone trim on end walls

10 x 12	\$5,025
10 x 16	\$5,725
12 x 12	\$5,965
12 x 16	\$6,895
12 x 20	\$7,725
12 x 24	\$8,555
12 x 28	\$9,385
12 x 32	\$10,215

14 x 16	\$8,685
14 x 20	\$9,725
14 x 24	\$10,765
14 x 28	\$11,805
14 x 32	\$12,845
14 x 36	\$13,885
16 x 32	\$15,225
16 x 36	\$16,475

16 x 40	\$17,725
16 x 44	\$18,975
16 x 48	\$20,225

Disclaimer: All prices subject to change. See website for current pricing.





The
Livery Shed

A unique, western-styled shed with a 6' 5" wall height. Includes double doors and (2) 2x3 aluminum windows.

10 x 16	\$5,385	14 x 16	\$8,445
12 x 16	\$6,515	14 x 20	\$9,635
12 x 20	\$7,465	14 x 24	\$10,825
12 x 24	\$8,415		

The
Minibarn

Our smallest shed for cost-efficient and practical storage space. Features a 4' 10" wall height and comes standard with double doors.

8 x 12	\$3,145	10 x 16	\$4,455
8 x 16	\$3,775	12 x 12	\$4,695
10 x 12	\$3,755	12 x 16	\$5,525

Please note: 8' wide comes standard with narrower double doors.





The Estate Garage

An elegant prefab garage with a heavy-duty floor system:

- ★ (1) ½ glass 36" door and (1) 2x3 vinyl window
- ★ 8' x 6'3" garage door with glass for 12' widths
- ★ 9' x 6'9" garage door with glass for 14' widths
- ★ 9' x 7' garage door with glass for 16' widths

12 x 16	\$9,555	14 x 20	\$12,442	16 x 32	\$18,093
12 x 20	\$10,416	14 x 24	\$13,518	16 x 36	\$19,384
12 x 24	\$11,277	14 x 28	\$14,595	16 x 40	\$20,676
12 x 28	\$12,138	14 x 32	\$15,671	16 x 44	\$21,968
12 x 32	\$13,000	14 x 36	\$16,748	16 x 48	\$23,259

Disclaimer: All prices subject to change. See website for current pricing.





The
Standard Garage


This garage comes standard with a 9' x 7' insulated garage door, (1) ½ glass 36" door, (1) 2' x 3' vinyl window, and a heavy duty floor system.

12 x 16	\$7,915	14 x 20	\$10,702	16 x 32	\$16,253
12 x 20	\$8,776	14 x 24	\$11,778	16 x 36	\$17,544
12 x 24	\$9,637	14 x 28	\$12,855	16 x 40	\$18,836
12 x 28	\$10,498	14 x 32	\$13,931	16 x 44	\$20,128
12 x 32	\$11,360	14 x 36	\$15,008	16 x 48	\$21,419

The
Lofted Garage

These garages come standard with a loft, a 9' x 7' insulated garage door, (1) ½ glass 36" door, (1) 2' x 3' vinyl window, and a heavy duty floor system.

12 x 16	\$8,685	14 x 20	\$11,862	16 x 32	\$18,163
12 x 20	\$9,666	14 x 24	\$13,088	16 x 36	\$19,634
12x 24	\$10,647	14 x 28	\$14,315	16 x 40	\$21,106
12 x 28	\$11,628	14 x 32	\$15,541	16 x 44	\$22,578
12 x 32	\$12,610	14 x 36	\$16,768	16 x 48	\$24,049



Shown with optional reversed gable: \$2,495
 All cabins styles available with corner porch or full front porch.



The Estate Cabin

Your dream getaway space:

- ★ (1) ½ glass fiberglass door
- ★ (3) 24" x 36" vinyl windows
- ★ 4' or 6' timber-frame cedar porch
- ★ Customizable layouts

12 x 16	\$9,220	14 x 20	\$12,150	16 x 32	\$17,750
12 x 20	\$10,050	14 x 24	\$13,190	16 x 36	\$19,000
12 x 24	\$10,880	14 x 28	\$14,230	16 x 40	\$20,250
12 x 28	\$11,710	14 x 32	\$15,270	16 x 44	\$21,500
12 x 32	\$12,540	14 x 36	\$16,310	16 x 48	\$22,750

Disclaimer: All prices subject to change. See website for current pricing.





Cabin shown with optional overhang.
All cabins styles available with corner porch or full front porch.

The Standard Cabin

Features our garden shed style with a cedar porch, (3) 2' x 3' vinyl windows, and a ½ glass fiberglass door.

12 x 16	\$7,420	14 x 20	\$10,150	16 x 32	\$15,550
12 x 20	\$8,250	14 x 24	\$11,190	16 x 36	\$16,800
12 x 24	\$9,080	14 x 28	\$12,230	16 x 40	\$18,050
12 x 28	\$9,910	14 x 32	\$13,270	16 x 44	\$19,300
12 x 32	\$10,740	14 x 36	\$14,310	16 x 48	\$20,550

The Lofted Cabin

Includes a cedar porch, (3) 2' x 3' vinyl windows, and a ½ glass fiberglass door. A standard, large loft provides plenty of extra interior space.

12 x 16	\$8,190	14 x 20	\$11,310	16 x 32	\$17,460
12 x 20	\$9,140	14 x 24	\$12,500	16 x 36	\$18,890
12 x 24	\$10,090	14 x 28	\$13,690	16 x 40	\$20,320
12 x 28	\$11,040	14 x 32	\$14,880	16 x 44	\$21,750
12 x 32	\$11,990	14 x 36	\$16,070	16 x 48	\$23,180

Standard 5-Star Features



Steel Truss Plates



16" On-edge Gable End Framing



Hand-set Nails & LP Siding



Treated 4x6 Skids and 2x6 Floor Trusses



10-Year Warranty



Synthetic Felt Underlayment



16" Roof Truss Framing




Double Overlapping Top Plates



Hand-rolled Sherwin Williams paint



3/4" Interlocking Advantech Flooring with Lifetime Warranty



Aluminum Door Thresholds



Building Colors

Textured Metal Roof Colors



Wall & Trim Colors



Shingle Colors



Build Your Shed in 3D!

Having trouble visualizing what your shed will look like? Then you need to try our online 3D shed builder! It's a simple and fun way to unleash your creativity and get a 3D visual example of what your shed could be.

How to Use the Builder

- ★ Visit ["5starbuildings.com/3d-shed-designer/"](https://5starbuildings.com/3d-shed-designer/).
- ★ Click on the dropdowns at the right of the screen to select size, color, and add-on options.
- ★ Click and drag around the building to view it in 360°.
- ★ Once you are finished designing, click the "Get In Touch" button below the dropdowns to request a quote on your design!



If you would like to design your shed on a mobile device, simply scan the QR code at left.

Rent-to-Own

Advantages:

- ☆ Mini-storage at home
- ☆ No early pay off fees
- ☆ No credit check
- ☆ 18 month plan
- ☆ 36 month plan
- ☆ Cost comparable to mini-storage

Costs:

- ☆ 18 month plan
 - Est. monthly payment is \$69 per \$1,000
- ☆ 36 month plan
 - Est. monthly payment is \$47 per \$1,000
- ☆ Deposit due at signing
 - Sale price below \$7.5k = 1 payment
 - Sale price between \$7.5k - \$10k = 2 payments
 - Sale price between \$10k - \$12.5k = 3 payments
 - Sale price between \$12.5k - \$15k = 4 payments
 - Sale price between \$15k - \$17.5k = 20% payment
 - No rent-to-own over \$17.5k

Disclaimers

★ Due to transportation restrictions, there is a difference between stated width and actual width:

☆ All Models (except Estate)

- 8' wide measure 8'
- 10' wide measure 10'
- 12' wide measure 11' 6"
- 14' wide measure 13' 6"
- 16' wide measure 15' 6"

☆ All Estate Series

- 10' wide measure 9' 6"
- 12' wide measure 11'
- 14' wide measure 13'
- 16' wide measure 15'

Add-on Options

☆ 2x3 aluminum window (with grid)	\$110
☆ 2' aluminum transom window (with grid)	\$90
☆ 5' aluminum transom window (with grid)	\$110
☆ 2x3 vinyl window (grids optional)	\$315
☆ 3x3 vinyl window (grids optional)	\$355
☆ 3x4 vinyl window (grids optional)	\$395
☆ 36" solid fiberglass door	\$525
☆ 36" ½ glass or 9-lite fiberglass door	\$525
☆ 36" wooden door	\$155
☆ Double wooden doors	\$225
☆ 6x4 cedar ramp	\$225
☆ 9x6 cedar garage ramp	\$495
☆ Shingle upcharge	Plus 3%
☆ Foil-backed roof sheeting	\$0.75 / sq. ft.
☆ Insulated Floor	\$2.95 / sq. ft.
☆ Custom wall or trim color	\$95
☆ Electrical	Ask salesperson

Choose Your Door Style



Arch



Basic



Contemporary



Traditional

Delivery



Step 1: Education

- ★ Watch our delivery video (scan qr code) to understand the delivery process
- ★ Check your local HOA, county, and city regulations for permitting requirements
- ★ Review property lines and set-back requirements



Step 2: Site Preparation

- ★ Mark your site with flags or paint to determine the exact placement of the shed
- ★ Clear brush and obstacles so there is at least 3 ft. of clearance around your shed
- ★ Prepare a level gravel pad for a healthy base. Concrete blocks are suitable for sheds under 300 ft²



Step 3: Access Evaluation

- ★ Evaluate overhead clearance and remove overhanging branches and other obstacles
- ★ See our website delivery page (qr code) for overhead and width requirements

Other Delivery Notes:

- ★ 8" of shed leveling is included
 - \$4 per block after the first 8"
- ★ We will do our best at being careful, but we are not responsible for any yard damage
- ★ 1 hour set-up time is included. This covers 80% of our deliveries.
 - \$150 per hour after the first hour
 - We can overcome difficult site challenges, but they take time.



Visit our website for additional delivery info, site prep specifications, and our free delivery area.



Contact Us:

- ★ (573) 885-1000
- ★ sales@5starbuildings.com
- ★ 201 N. Franklin St. (Suite 5),
Cuba, MO 65453
- ★ www.5starbuildings.com